




BT-mATX

No.	Diagram	Parts Description	Intention
01		#6*32 4.5 SCREW	H.D.D
02		#6*32 HEX SCREW	M/B & PCI SLOT
03		M3*5 SCREW	F.D.D

